

Accessories for ASR550/650 Stationary Readers



APA203



APA206



APA206 Double sided arrangement with ASB200 and antenna cables



ASB200



ACC202

APA203/206 Antennas and ASB200 Connection box

The APA203 and APA206 antennas are designed for applications that need mid-size distance identification, e.g. in feeding stations or weighing systems.

With the compact design, the robust construction and its resistance to typical environmental influences the antennas are perfectly suited for applications in agriculture and industrial automation. The different sizes allow an optimal choice concerning the reading volume and needed space. The exchangeable AAC antenna cable is available in different length.

With the ASB200 connection box the APA203/206 antennas can be used in double sided arrangements with one reader only, e.g. at gates or in scales.

Technical Data APA203/206 and ASB200 Connection box

APA203

Dimensions L x W x H:	320 x 300 x 25 mm
Weight approx.:	1.5 kg incl. cable
Protection level:	IP 65

APA206

Dimensions L x W x H:	600 x 500 x 25 mm
Weight approx.:	3.0 kg incl. cable
Protection level:	IP 65

ASB200

Dimensions L x W x H:	115 x 115 x 80 mm
Weight approx.:	300 g incl. cable
Protection level:	IP 66

Antenna cables

AAC202	length 2 meter
AAC203	length 3 meter
Other sizes on demand	

Accessories for ASR550/650 Stationary Readers



ASG566 Housing

The ASG566 housing transforms the ASR550/650 reader boards into robust IP66 device. The housing fits perfectly and protects the boards from mechanical and environmental damage. The ASG566 is equipped with the colour coded Plug-n-Read plugs for easy and robust connection.

Technical data ASG566 Housing

Protection level:	IP 66 acc. EN 60 529
Temperature range:	-10°C to 60°C
Dimensions L x W x H:	195 x 165 x 90 mm
Weight approx.:	500 g





AZE156 Power supply

The AZE156 power supply is a robust device in an IP66 housing that work with main voltage from 110 to 230 Volt and ensure the best reading performance for ASR550/650 readers. It comes with a colour coded plug for the ASG566 housing

Technical data AZE156 Power supply

Power supply:	110 to 230 Volt
Protection level:	IP 66 acc. EN 60 529
Temperature range:	-10°C to 60°C
Dimensions L x W x H:	195 x 165 x 90 mm
Weight approx.:	1100 g



AAS100/200 Multiplexer

AAS100/200 are antenna multiplexers which allows the use of up to four (eight) antennas with the ASR550/650 readers (same type as single antennas for ASR550/650). The antennas are activated one after the other. The selection (sequence) of the antennas is done configurable. Channels can be enabled and disabled via software. The speed of the MUX sequence can be selected as well.

Technical data AAS100/200 Multiplexer

Power supply	12 to 24 Volt 30 mA max. (from ASR550)
RF TX Frequency	134,2 KHz
Max. numbers of Antennas	4 (AAS100) or 8 (AAS200)
Temperature range	0°C to 60°C
Dimensions L x W x H:	160 x 100 x 30 mm
Weight approx.	100 g

Accessories for ASR550/650 Stationary Readers

Add-on Modules for ASR550/650

ABT100 Bluetooth Module

With the ABT100 Bluetooth module every stationary ASR550/650 Reader can be Bluetooth enabled. The Class 1 module has a range of 100 m at free field conditions and makes wireless data transfer very convenient. The module is powered by the reader.

ABT100 Bluetooth Module

Bluetooth	Class A
Interface to Reader	RS232
Power supply	12 to 24 Volt provided by ASR550/650

AET100 Ethernet Module

Standard	IEEE 802.3
Physical Layer	10/100 Base-T
Network data rate	10/100 Mbps (auto-sensing)
Mode	Full- or half-duplex (auto-sensing)
Protocol	TCP
Power consumption	1.2 W max. (provided by ASR550/650)

AWL100 Wi-Fi Module

Networking Standards	IEEE 802.11 b/g
Data Rates 802.11 b	1, 2, 5.5, 11 Mbps
Data Rates 802.11 g	6, 9, 12, 18, 24, 36, 48, 54 Mbps
Frequency Band	2.412 - 2.484 GHz
Range	up to 300 meters in open air
Antenna	on-board chip antenna
Modulation 802.11 b	DSSS (CCK-11, CCK-5.5, DQPSK-2, DBPSK-1)
Modulation 802.11 g	OFDM
Wi-Fi security	WEP, WPA, WPA2
Protocol	TCP, UDP
Power consumption	850 mW max. (provided by ASR550/650)


ASY100 Module for wired ISO Synchronisation

In case the wireless synchronisation regarding ISO11785 of the ASR550/650 will not work good enough, (e.g. because of a high noise level, to long distance or not constant reading) the ASY100 module will provide a wired synchronisation of the reader timing with cable lengths up to 100 meter.


AWL100 Wi-Fi Module

Wired ISO Synchronisation	Cable length up to 100 m
---------------------------	--------------------------


ABT100



AET100



AWL100



ASY100

